














UCPath Portal vs. AYSO

As UC San Diego transitions to UCPath, it is important to know where to go to manage benefits and personal information

ITEM	TODAY	FUTURE
 View/print my Earnings Statement	AYSO	UCPATH PORTAL
 Check my Sick & Vacation Balances	LASR	UCPATH PORTAL
 View/change my Direct Deposit	AYSO	UCPATH PORTAL
 Verify my Employment	AYSO OR THE WORK NUMBER	THE WORK NUMBER OR UCPATH PORTAL
 View/Update my W-2	AYSO	UCPATH PORTAL
 New Employees Benefits Enrollment	AYSO	UCPATH PORTAL
 Benefits Changes OPEN ENROLLMENT	AYSO	UCPATH PORTAL
 View/Change my Retirement Savings Account	FIDELITY WEBSITE	FIDELITY WEBSITE
 Update my Personal Information	AYSO	UCPATH PORTAL
 Questions about my Health & Welfare Benefits	AYSO	UCPATH PORTAL
 Questions about my Pay	AYSO	UCPATH PORTAL
 Questions about my UC Retirement Plan	AYSO	AYSO
 View my Sabbatical Credits	DEPARTMENT AP REP	UCPATH PORTAL