

# UCPath Projects: July 2024 Release

Topic Based Zoom

June 12, 2024

# Today's Topics

---

- Gender Identity and Pronouns
- New SOBO Case Submission Form
- Improve Former Employee Portal



# Gender Identity and Pronouns

## What is the Purpose?

---

- Implementing Oracle delivered new gender identity pronoun functionality
- To collect the employee's gender identity and pronouns
- To be more inclusive and provide employees the opportunity to state the correct pronouns to use when referring to them

## Who will this Impact?

---

- All UCPATH users, except Contingent Workers


## What to Expect

---

- Gender identity and sexual orientation values will be updated to be more inclusive and comply with the Gender Recognition and Lived Name Policy
- Pronouns will be visible on Employee, Manager, and Transactor pages
- Gender Identity and Sexual Orientation information is confidential
- Pronouns are not confidential

# GIP Video

## UCPath July Release: Gender Identity and Pronouns





# Resources

- **Project Space: Gender Identity and Pronouns**
  - Gender Identity and Pronouns Overview Video
  - Frequently Asked Questions for Academic & Staff Employees: Self-Identification Surveys
  - Gender Identity and Pronouns Project PowerPoints and Recordings
  - Special Characters Allowed in UCPATH

# New SOBO Case Submission Form

## What is the Purpose?

---

- Simplified case submission experience for SOBO (Submit On Behalf Of) case submitters

## Who will this Impact?

---

- Transactors with SOBO access

## What to Expect

---

- SOBO case submitters will now be able to type in a description and the system will automatically assign a topic, category and subcategory

**\*SOBO case submitters have the ability to submit cases on behalf of employees**



## ASK UCPath ENHANCEMENTS

### CURRENT STATE

#### SUBMIT AN INQUIRY

- Users have to select a topic and category
- User also provides a subject and description
- System allows only one attachment at the time of case submission

VS

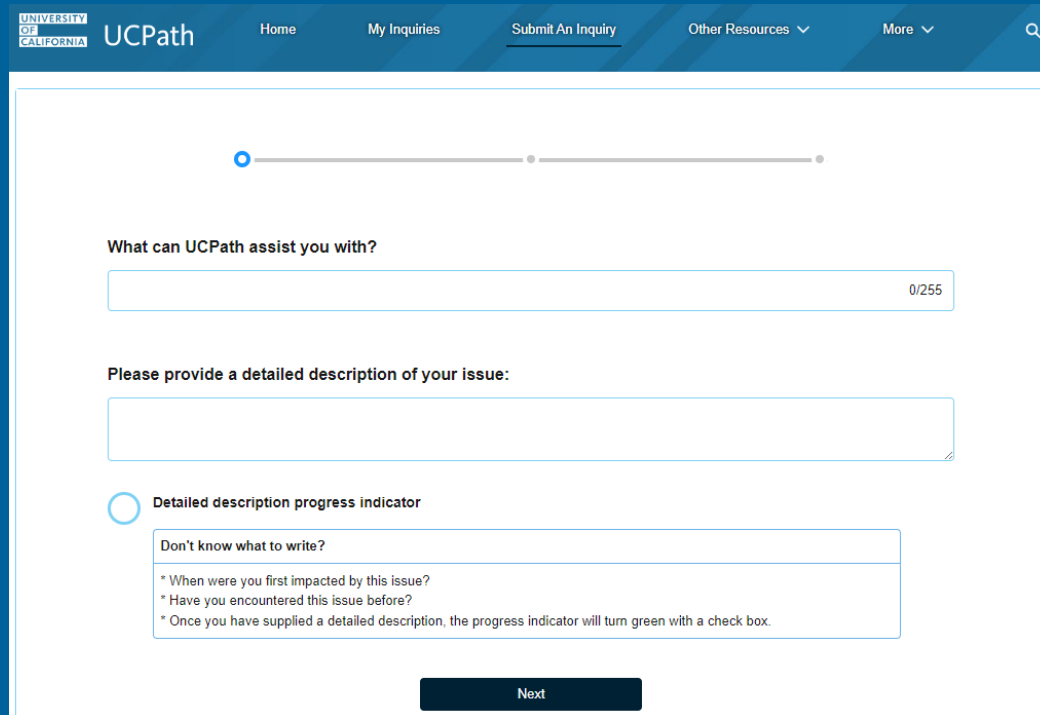


### FUTURE STATE

#### SUBMIT AN INQUIRY

- Simplified experience for employees users
- Employee provides a brief overview of their issue
- System automatically determines the topic, category and subcategory
- Submitter case assist is scheduled for July 2024

# New SOBO Case Submission Form



UNIVERSITY OF CALIFORNIA UCPath Home My Inquiries Submit An Inquiry Other Resources ▾ More ▾

Progress indicator: 1 of 3 steps (Step 1 is active)

What can UCPath assist you with?

0/255

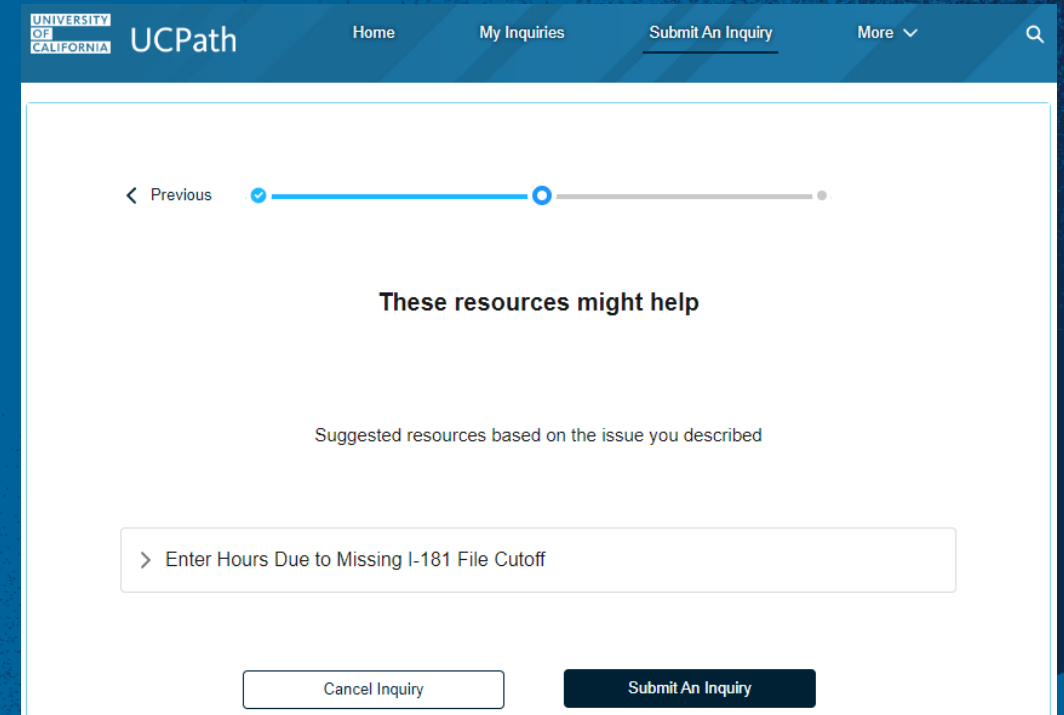
Please provide a detailed description of your issue:

☐ Detailed description progress indicator

Don't know what to write?

- \* When were you first impacted by this issue?
- \* Have you encountered this issue before?
- \* Once you have supplied a detailed description, the progress indicator will turn green with a check box.

Next



UNIVERSITY OF CALIFORNIA UCPath Home My Inquiries Submit An Inquiry More ▾

Progress indicator: 2 of 3 steps (Step 2 is active)

< Previous

These resources might help

Suggested resources based on the issue you described

> Enter Hours Due to Missing I-181 File Cutoff

Cancel Inquiry Submit An Inquiry



# Resources

- [Project Space: Enhance Ask UCPATH Initiative](#)

# Improve Former Employee Portal

## What is the Purpose?

---

- To strengthen the authentication for Former Employees accessing PeopleSoft based HR system utilizing Multifactor Authentication

## Who will this Impact?

---

- Former Employees

## What to Expect

---

- New Multifactor Authentication for setting up and logging in to the Former Employee Portal
- New Fluid view landing page
- Access to former employee portal is only available for 3 years after termination



The updated University of California, Former Employee Portal makes information easy to access

## Current State



## Future State

### Login

Former employees login using personal email address and the last four digits of their Social Security Number (SSN)

Former employees login using Employee ID (EMPLID) and a system generated password emailed to them

### Security

Security questions must be answered before a former employee can access income/tax information

Multi-factor authentication is completed via a one time passcode that can be sent via text, email or phone call

## Current State



## Future State

### Income & Taxes

Former employees can access paychecks and tax forms but also have access to restricted pages that error out when selected

Former employees will have access only to relevant pay and tax pages

### Personal Info

Former employees can edit/access pages that are no longer relevant, including changes to DOB, SSN and Legal Name

Former employees will have read only access to name, DOB and SSN. They will be able to update contact information

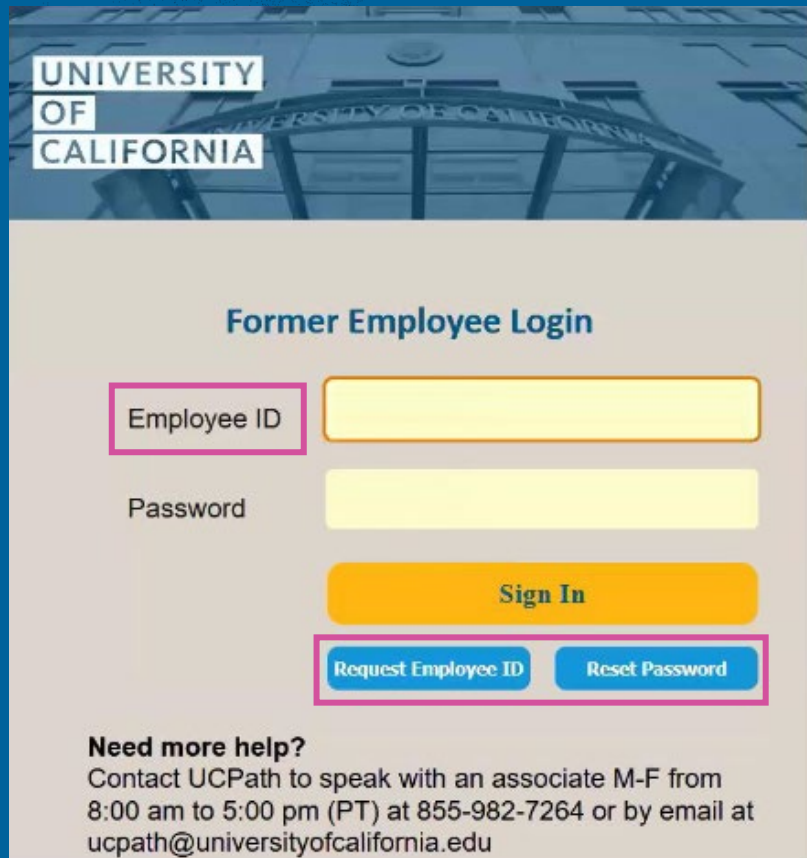
### User Interface

Existing former employee portal displays access to information that is not relevant to a former employee

New simplified design adds extra security and provides access to relevant pages in an easy to use display



# New way of logging in



UNIVERSITY OF CALIFORNIA

### Former Employee Login

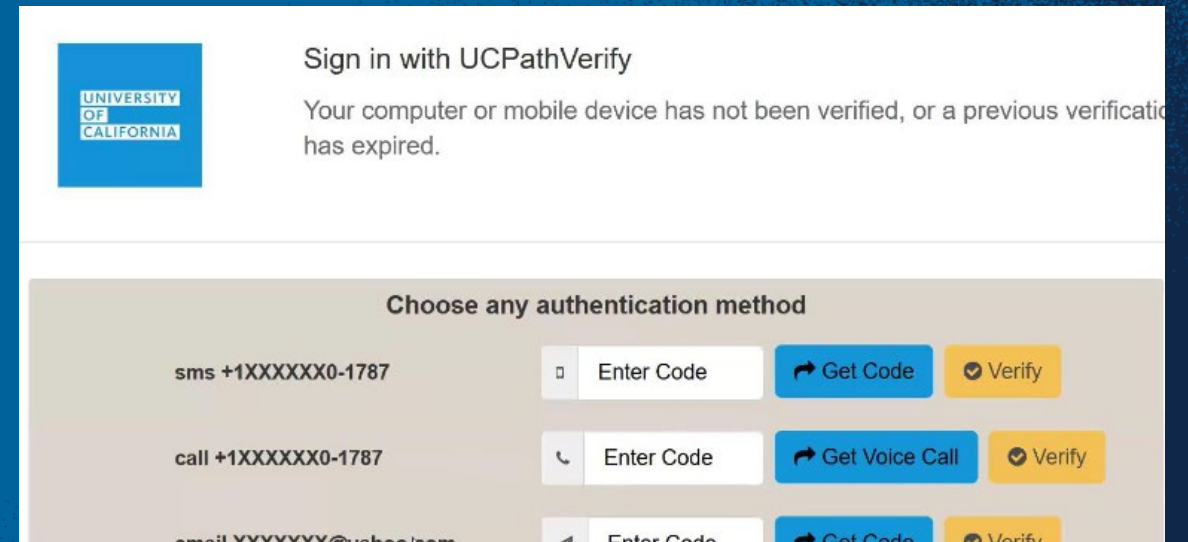
Employee ID

Password

**Sign In**

[Request Employee ID](#) [Reset Password](#)

**Need more help?**  
Contact UCPATH to speak with an associate M-F from 8:00 am to 5:00 pm (PT) at 855-982-7264 or by email at [ucpath@universityofcalifornia.edu](mailto:ucpath@universityofcalifornia.edu)



UNIVERSITY OF CALIFORNIA

### Sign in with UCPATHVerify

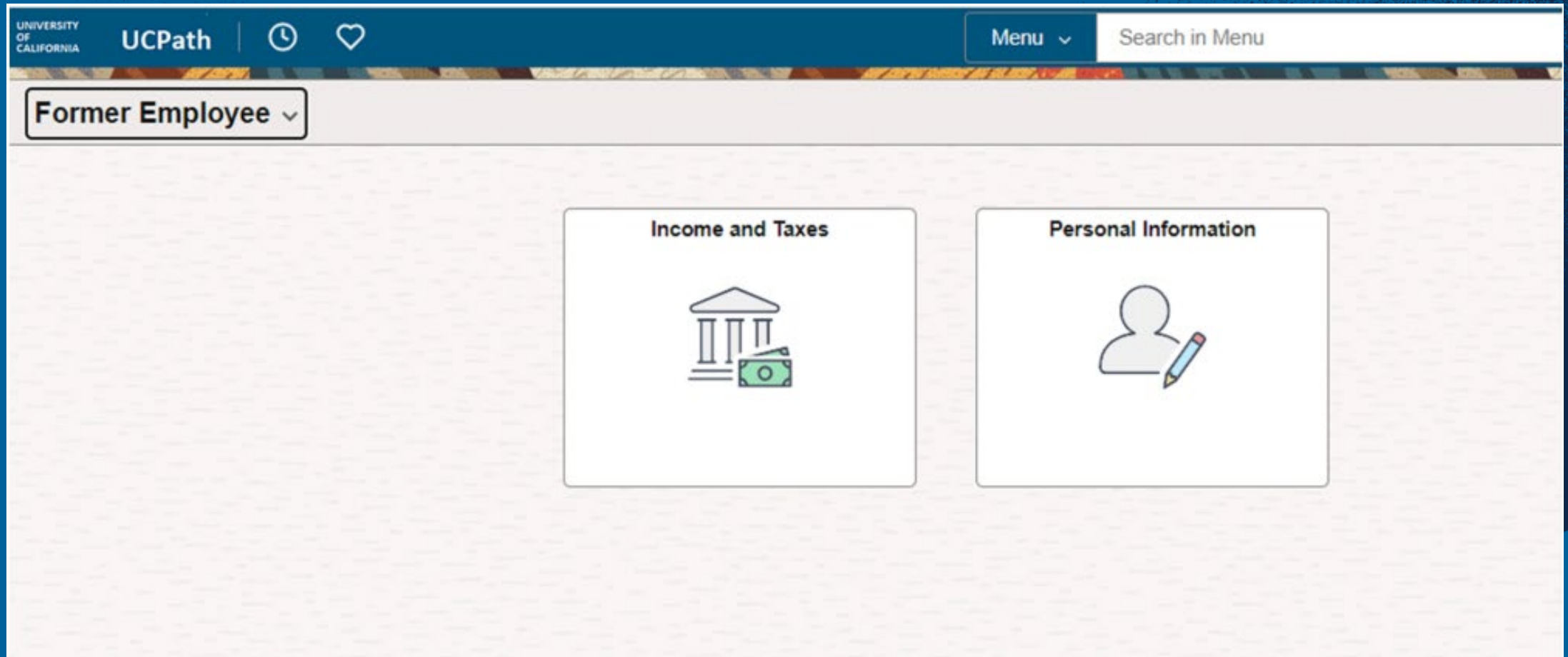
Your computer or mobile device has not been verified, or a previous verification has expired.

#### Choose any authentication method

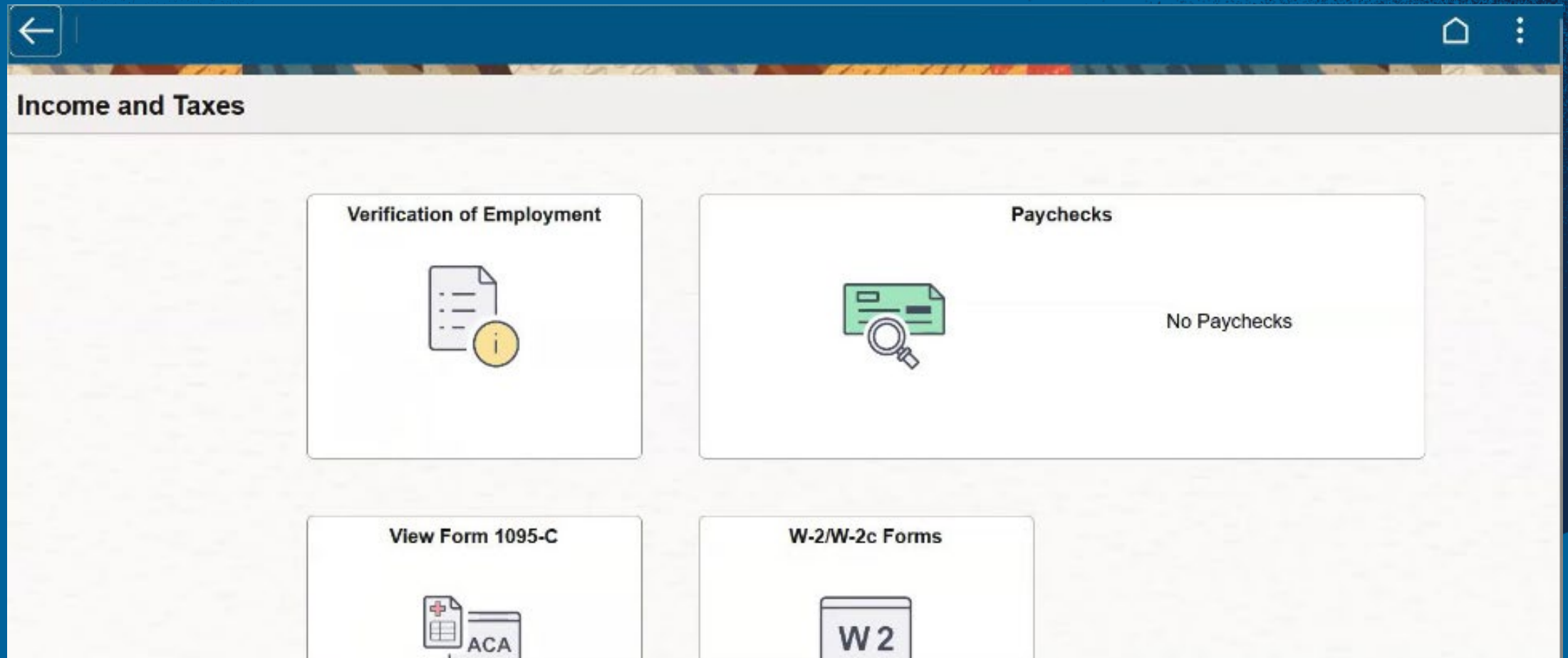
sms +1XXXXXX0-1787	<input type="text" value="Enter Code"/>	<a href="#">Get Code</a>	<a href="#">Verify</a>
call +1XXXXXX0-1787	<input type="text" value="Enter Code"/>	<a href="#">Get Voice Call</a>	<a href="#">Verify</a>
email XXXXXX@yahoo.com	<input type="text" value="Enter Code"/>	<a href="#">Get Code</a>	<a href="#">Verify</a>



# New Former Employee Portal Landing Page

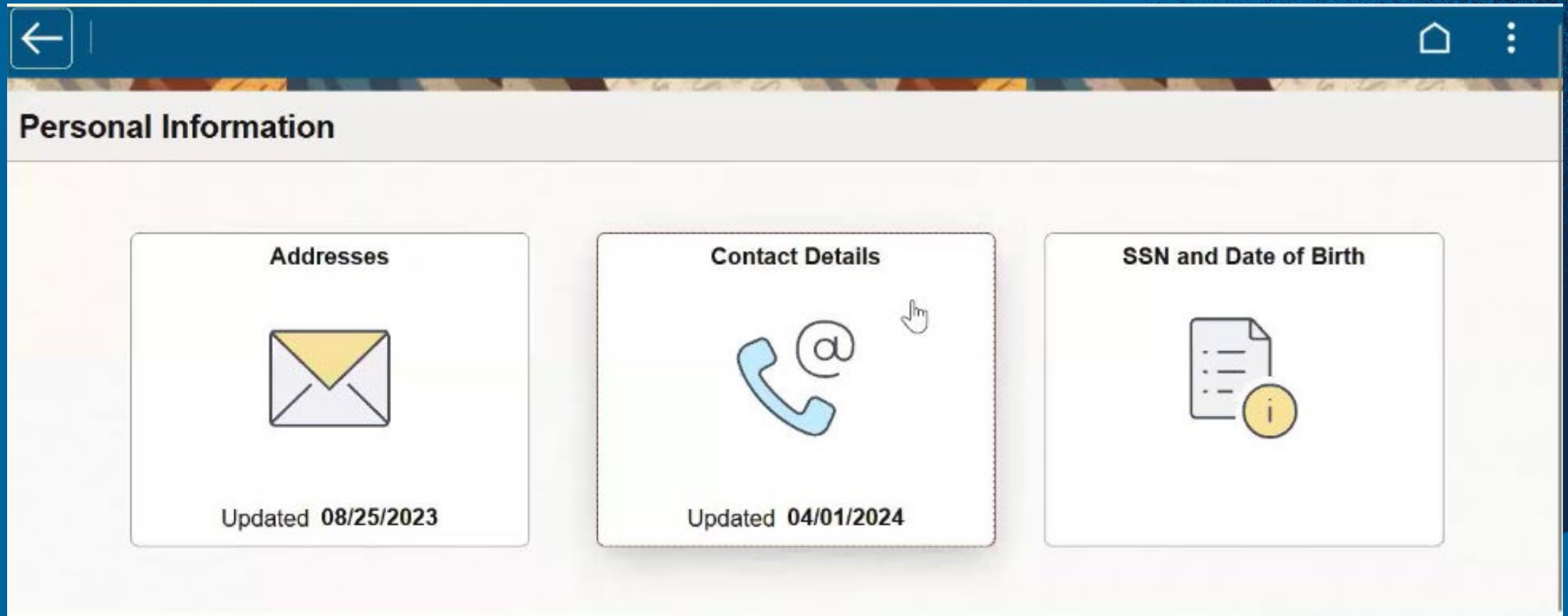


# Income and Taxes Tile





# Personal Information Tile



# Notification

- UCPATH Center will email former employees about the change
- UCPATH Center will send a separate email will login credentials



The screenshot shows an email header with the University of California logo and the UCPATH brand name. The subject line is 'Important Update: Changes to University of California Former Employee Portal Access'. The body of the email is addressed to 'Dear LVD-Estefania LVD-Brown,' and explains that the access to the former employee portal is changing, requiring a shift in login information and the introduction of multi-factor authentication. It states that a new Former Employee account has been generated for the recipient. Under the heading 'How to login:', there are two bullet points: 'Visit [Former Employee Portal.](#)' and 'Log in using your Employee ID : [redacted] and password: [redacted]'.

UNIVERSITY OF CALIFORNIA UCPATH

## Important Update: Changes to University of California Former Employee Portal Access

Dear LVD-Estefania LVD-Brown,

The way you access the University of California former employee portal is changing. The update will impact how you access the portal, requiring a shift in login information and the introduction of multi-factor authentication for added security. To facilitate this transition, we have generated a new Former Employee account for you.

**How to login:**

- Visit [Former Employee Portal.](#)
- Log in using your Employee ID : [redacted] and password: [redacted]



# Resources

- [UCPath online for former employees | UCnet \(universityofcalifornia.edu\)](#)
- **Coming soon!** New Former Employee Portal Job Aid on **UCnet**











# Notes